

































Price of Gasoline and Diesel in Europe

Price is per liter (1 gallon = 3.8 liters)

Data provided by FIA (Fédération Internationale Automobile) and published by L'Automobile Club. As of January 2, 2012

| | Country | Gasoline | Diesel |
|---|--------------------|-----------------|---------------|
|  | Andorra | 1.234€ | 1.175€ |
|  | Austria | 1.394€ | 1.397€ |
|  | Belgium | 1.667€ | 1.498€ |
|  | Bosnia-Herzegovina | 1.201€ | 1.278€ |
|  | Bulgaria | 1.267€ | 1.349€ |
|  | Croatia | 1.264€ | 1.236€ |
|  | Czech Republic | 1.431€ | 1.463€ |
|  | Denmark | 1.693€ | 1.580€ |
|  | Estonia | 1.289€ | 1.359€ |
|  | Finland | 1.648€ | 1.548€ |
|  | France | 1.609€ | 1.490€ |
|  | Germany | 1.634€ | 1.439€ |
|  | Great Britain | 1.603€ | 1.701€ |
|  | Greece | 1.719€ | 1.579€ |
|  | Hungary | 1.430€ | 1.474€ |
|  | Ireland (Eire) | 1.549€ | 1.531€ |
|  | Italy | 1.735€ | 1.684€ |
|  | Lithuania | 1.371€ | 1.331€ |
|  | Luxemburg | 1.341€ | 1.234€ |
|  | Montenegro | 1.380€ | 1.280€ |
|  | Netherlands | 1.755€ | 1.465€ |
|  | Norway | 1.904€ | 1.858€ |
|  | Poland | 1.316€ | 1.363€ |
|  | Portugal | 1.600€ | 1.439€ |
|  | Rep. of Macedonia | 1.279€ | 1.134€ |
|  | Romania | 1.291€ | 1.360€ |
|  | Serbia | 1.311€ | 1.291€ |
|  | Slovakia | 1.489€ | 1.412€ |
|  | Slovenia | 1.406€ | 1.324€ |
|  | Spain | 1.370€ | 1.330€ |
|  | Sweden | 1.660€ | 1.655€ |
|  | Switzerland | 1.460€ | 1.576€ |